

Workforce Insights

February 2026

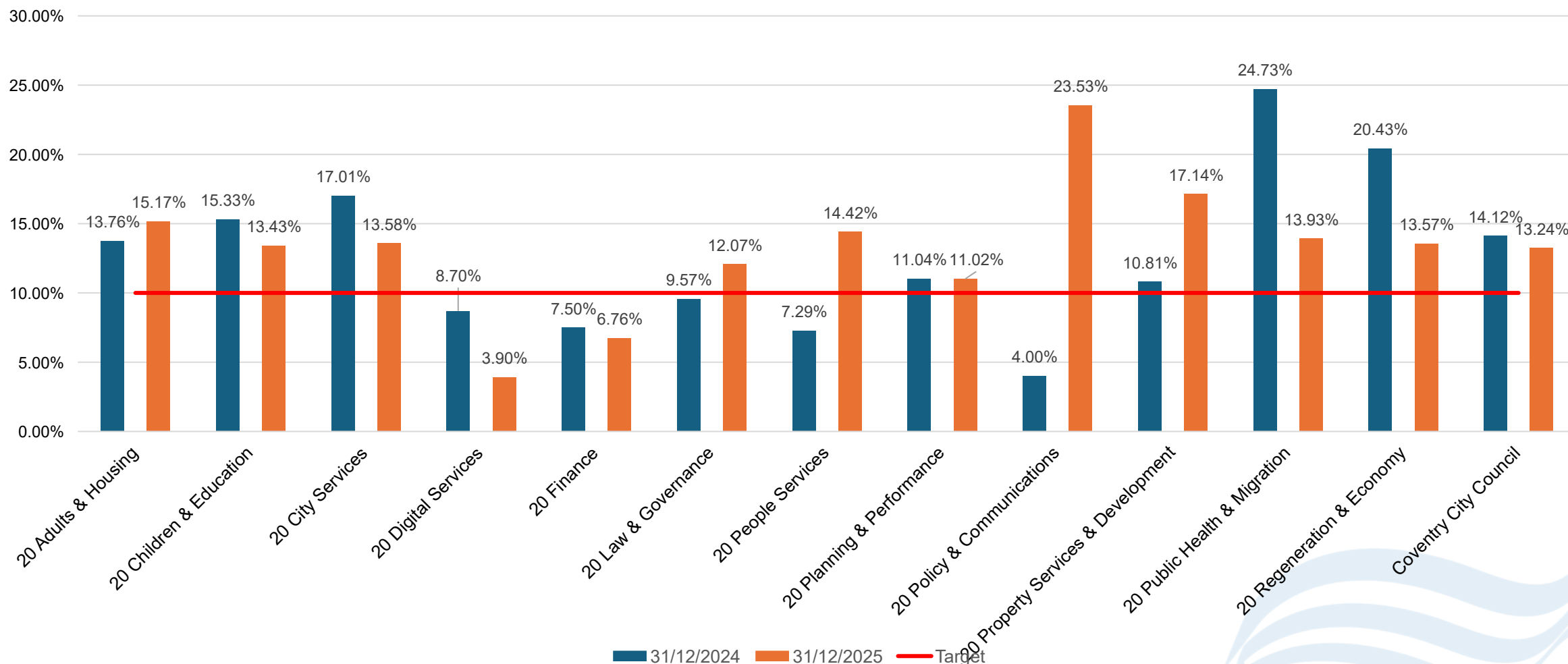


Coventry City Council

coventry.gov.uk

Staff Turnover in 12 months for whole Council:

13.24% in 12m to 31st December 2025, down from 14.12% in 12m to 31st December 2024.
Headcount on 31st December 2025 was 5225, a slight increase from 5212 on 31st December 2024



01/02/2026

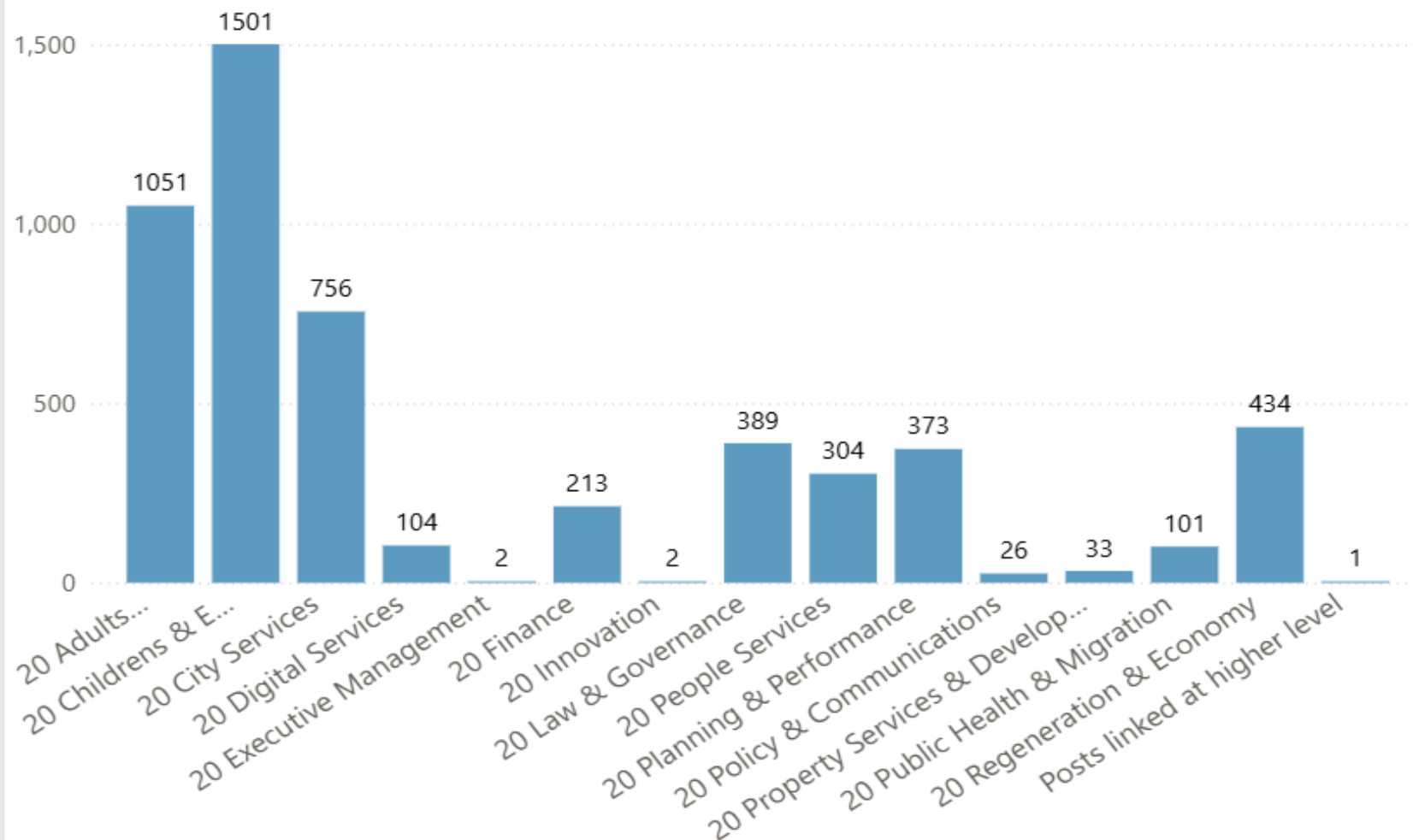
Select Dropdown for Grade Filter

All

Click Arrow for Home Page



Current Employees by Hierarchy



669

Leavers In 12 Months

694

Starters In 12 Months

12.80%

Turnover


Employees by Type

● Full Time ● Part Time




Contracts by Type

● Casual ● Fixed Term ● Permanent



Posts by Status

● Occupied ● Vacant



01/02/2026

Click Dropdown for Full-Time/Part-Time Split

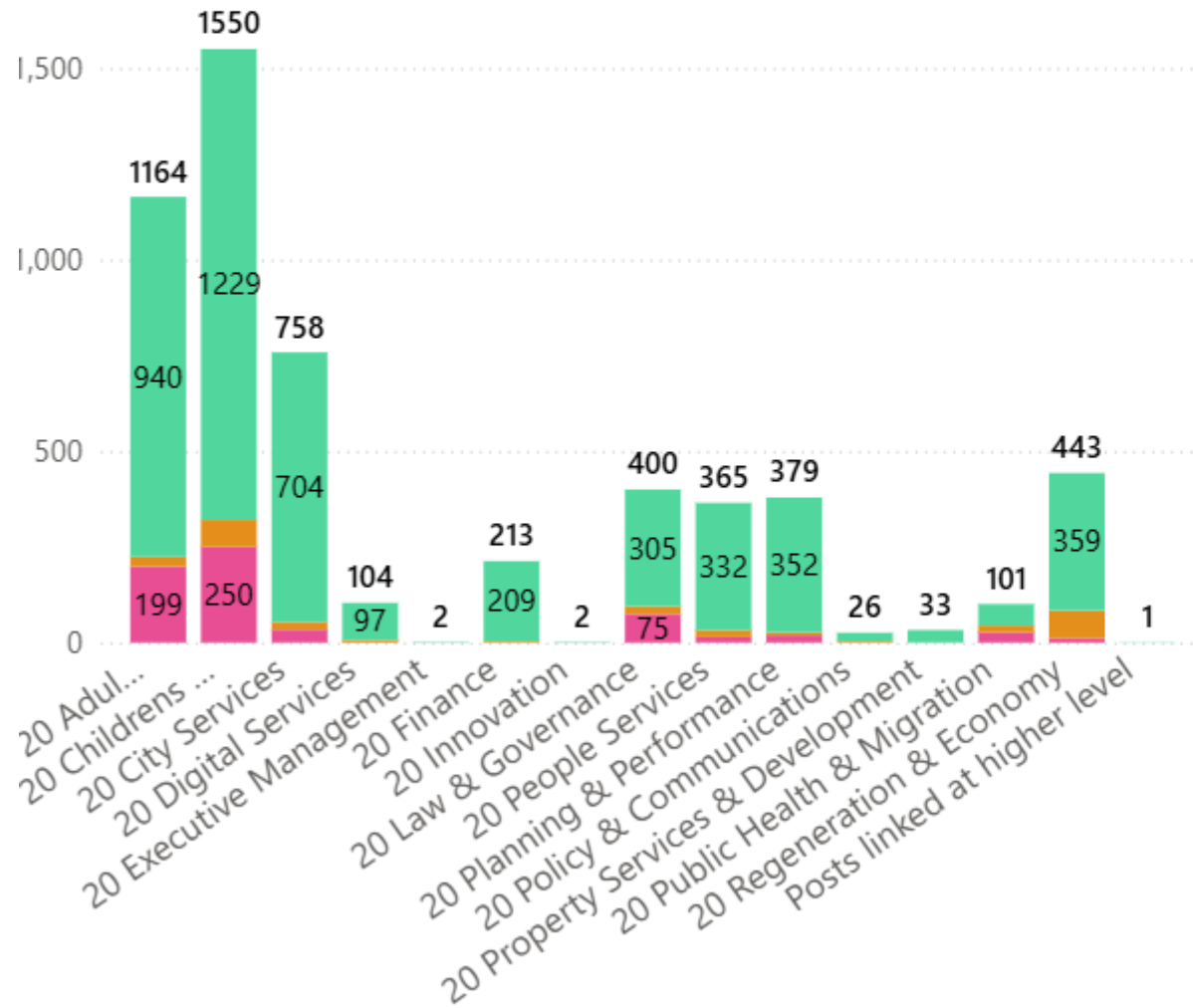
All

Click Arrow for Home Page



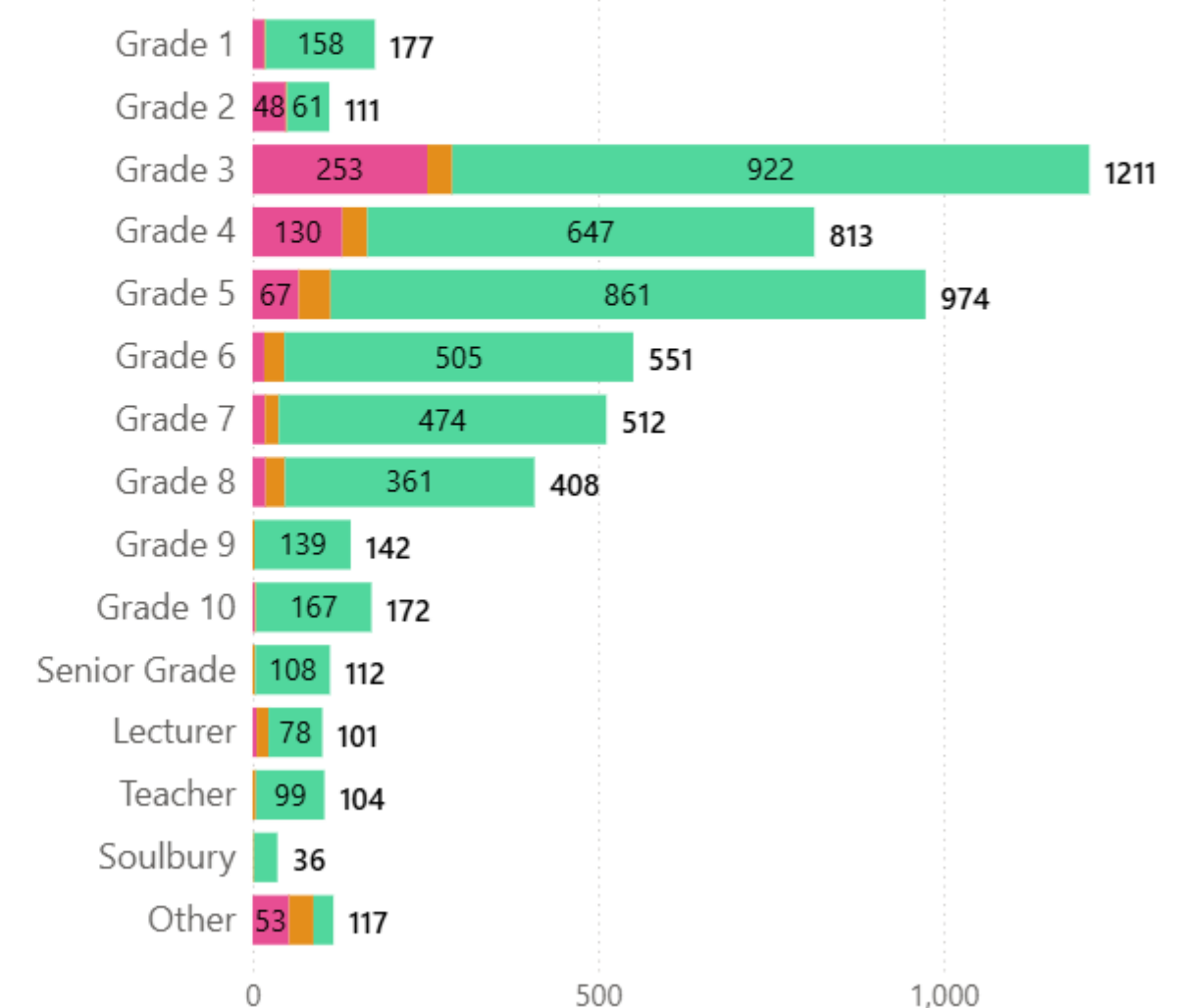
Current Contracts by Hierarchy

■ Casual
 ■ Fixed Term
 ■ Permanent



Current Contracts by Grade

■ Casual
 ■ Fixed Term
 ■ Permanent



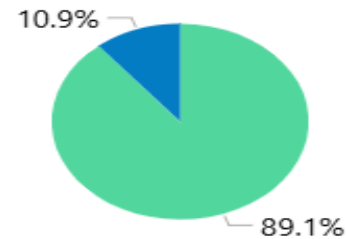
Reported Protected Characteristics

Hierarchy

- ▢ 10 Coventry City Council
- ▢ 20 Adults & Housing
- ▢ 20 Childrens & Education
- ▢ 20 City Services
- ▢ 20 Digital Services
- ▢ 20 Finance
- ▢ 20 Law & Governance
- ▢ 20 People Services
- ▢ 20 Planning & Performance
- ▢ 20 Policy & Communications
- ▢ 20 Property Services & Develop...
- ▢ 20 Public Health & Migration
- ▢ 20 Regeneration & Economy
- ▢ Posts linked at higher level

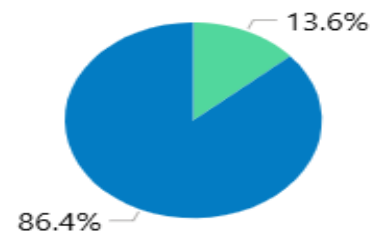
Disability Completion

Completed Not Completed



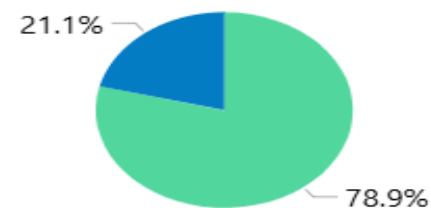
Gender Identity Completion

Completed Not Completed



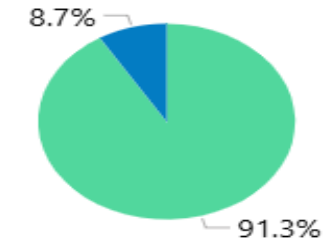
Sexual Orientation Completion

Completed Not Completed



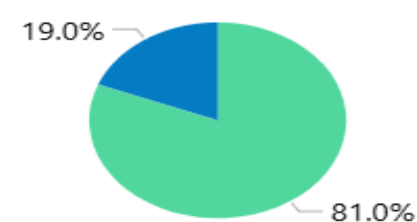
Ethnicity Completion

Completed Not Completed



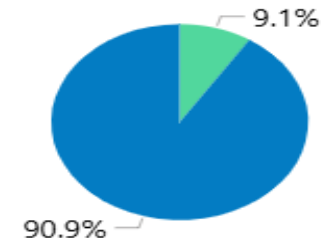
Religion Completion

Completed Not Completed



Transgender Completion

Completed Not Completed



Grade

- ▢ Grade 1
- ▢ Grade 10
- ▢ Grade 2
- ▢ Grade 3
- ▢ Grade 4
- ▢ Grade 5
- ▢ Grade 6
- ▢ Grade 7
- ▢ Grade 8
- ▢ Grade 9
- ▢ Lecturer
- ▢ Other
- ▢ Senior Grade
- ▢ Soulbury
- ▢ Teacher

Choose Services Group:

All

Gender Identity

Female Male Non-binary Prefer not t...



Legal Sex

F M

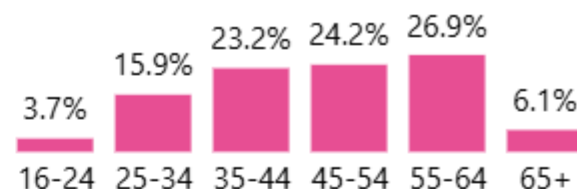


Transgender

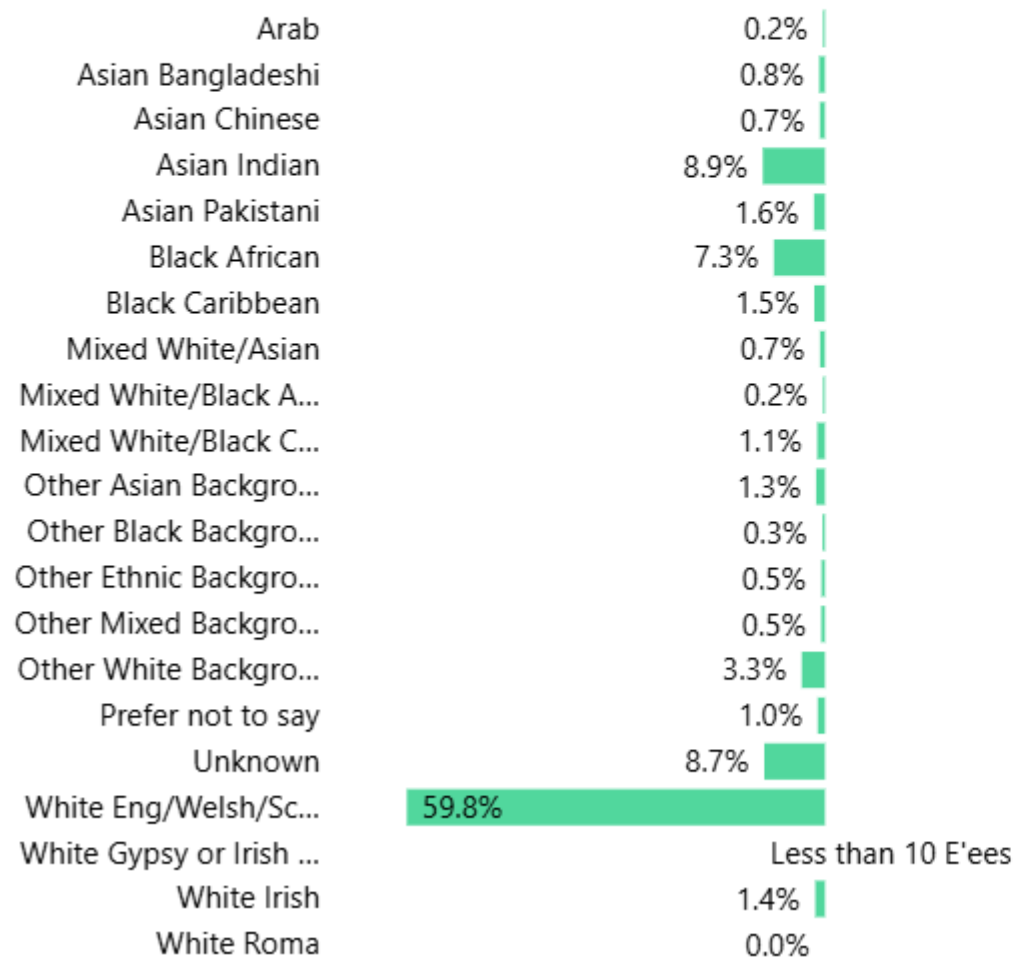
No Prefer n... Unkno... Yes



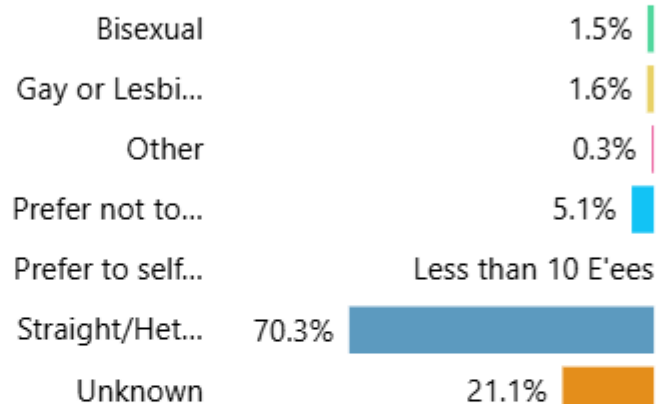
Age Band



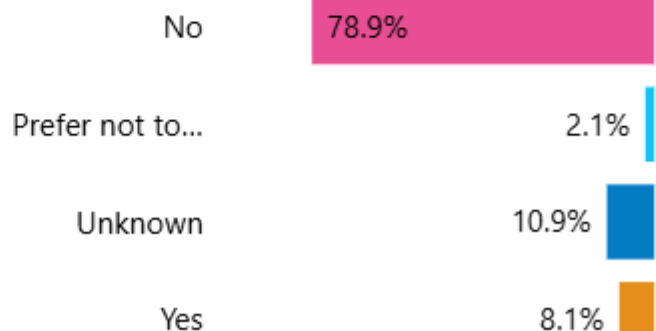
Ethnicity



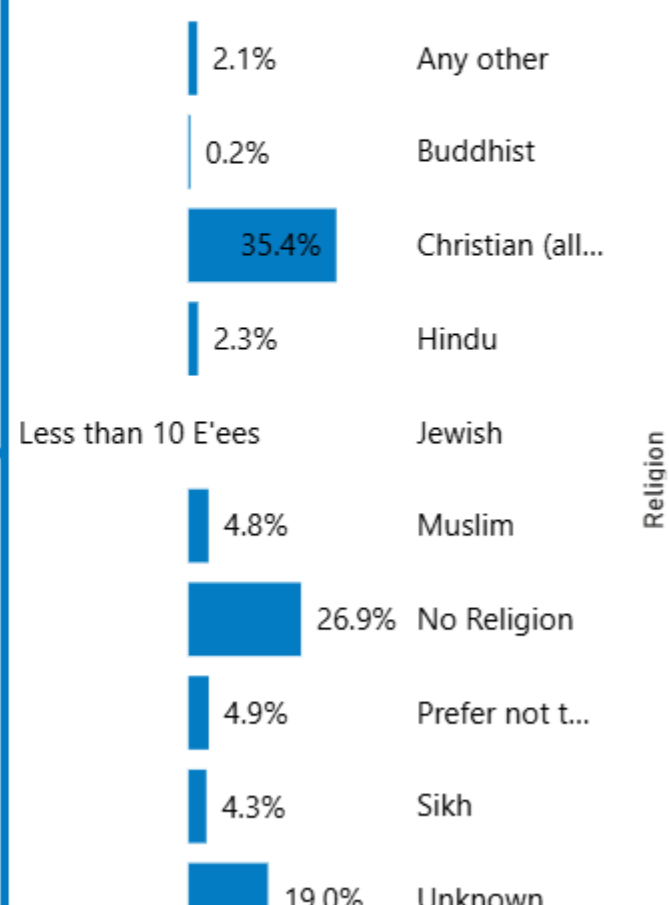
Sexual Orientation



Disability



Religion



Two Year Absence Comparison

In 12 Months to

31/12/2024

FTE Days Lost in 12 Months to the Displayed Date

● Short Term ● Long Term



In 12 Months to

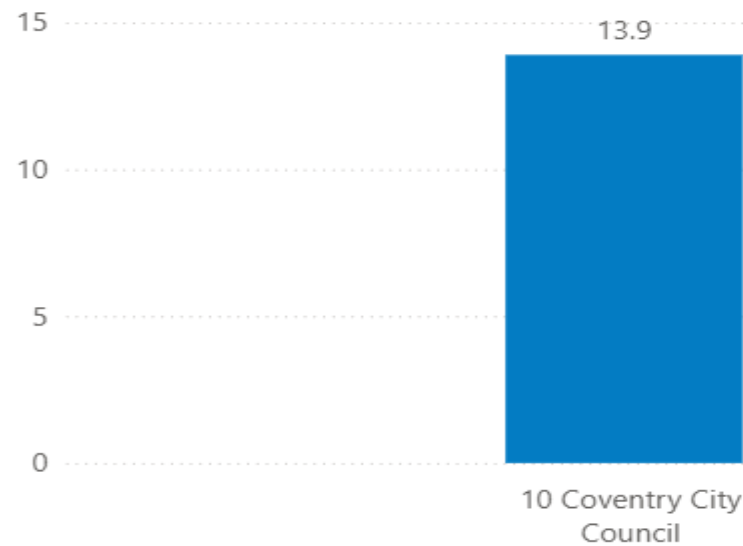
31/12/2025

FTE Days Lost in 12 Months to Selected Date

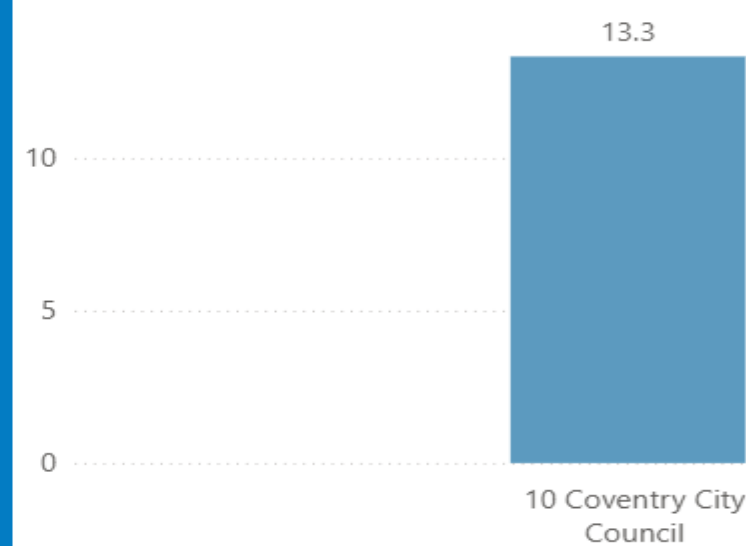
● Short Term ● Long Term



Days Lost per FTE in 12 Months to the Displayed Date



Days Lost per FTE in 12 Months to Selected Date



Date

31/12/2025

Course attendance 1st April 2024 – 31st March 2025

Learning and Development



Diversity & Inclusion



Health, Safety & Wellbeing



Top Attended Courses



Talent Development



Learning & Development Opportunities

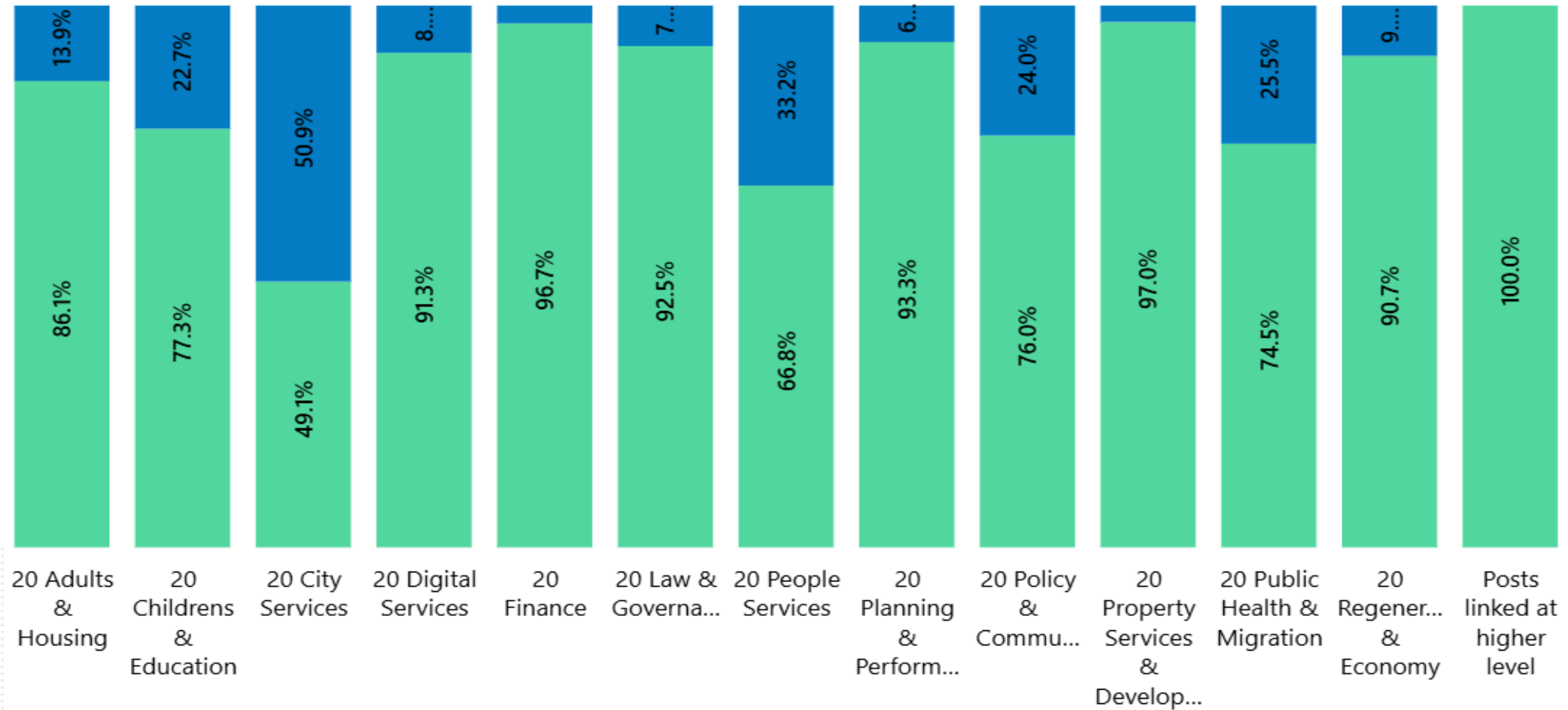


Breakdown of employed apprentices in post on 15/03/22 by Apprenticeship Standard and Level

Apprenticeship Title and Level	Number
Accountancy Taxation Professional – Level 7	5
Social Worker (Degree) – Level 6	33
Adult Care Worker – Level 2	11
Chartered Town Planner – Level 7	6
Coaching Professional – Level 5	13
Data Analyst – Level 4	28
Data Technician – Level 3	25
Leader in Adult Care – Level 5	7
Operations / Departmental Manager (CMI) – Level 5	25
Outdoor Learning Specialist – Level 5	16
Team Leader / Supervisor (CMI) – Level 3	13
Senior Leader (Master's) – Level 7	8
Solicitor – Level 7	11
Children, Young People & Families Practitioner – Level 4	31
Children, Young People & Families Manager – Level 5	5
Teacher – Level 6	10
39 other Apprenticeship Standards with less than 5 people on each	68
Total	315

Corporate Mandatory Training Completion (including Data Protection Training) by Services Group as of 31st December 2025

● Complete ● Not Complete



10 Coventry City Council

Recruitment Information

Services Group 

- ☐ 20 Adults & Ho...
- ☐ 20 Childrens & ...
- ☐ 20 City Services
- ☐ 20 Digital Servic...
- ☐ 20 Finance
- ☐ 20 Human Reso...
- ☐ 20 Law & Gover...
- ☐ 20 People Servic...
- ☐ 20 Planning & P...
- ☐ 20 Policy & Co...
- ☐ 20 Property Ser...
- ☐ 20 Public Health...
- ☐ 20 Public Health...
- ☐ 20 Regeneration...

Jobs Available

1625

Positions Available

3009

Complete Applications

53951

Applications to Interview

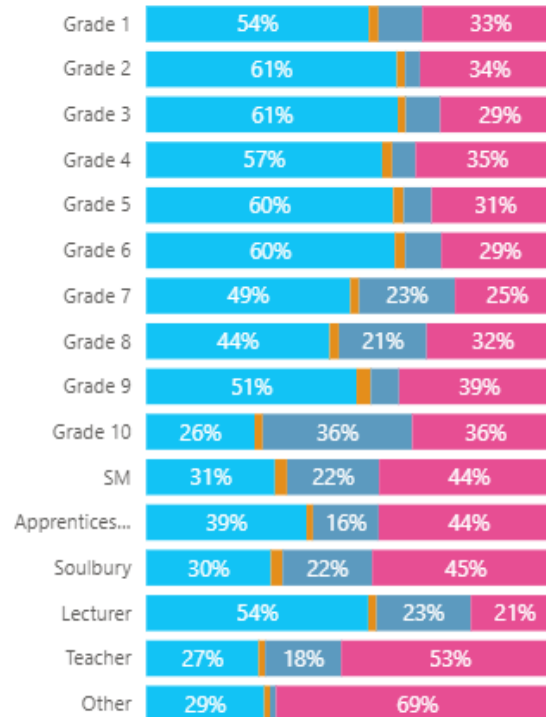
10577

Hired Applications

1989

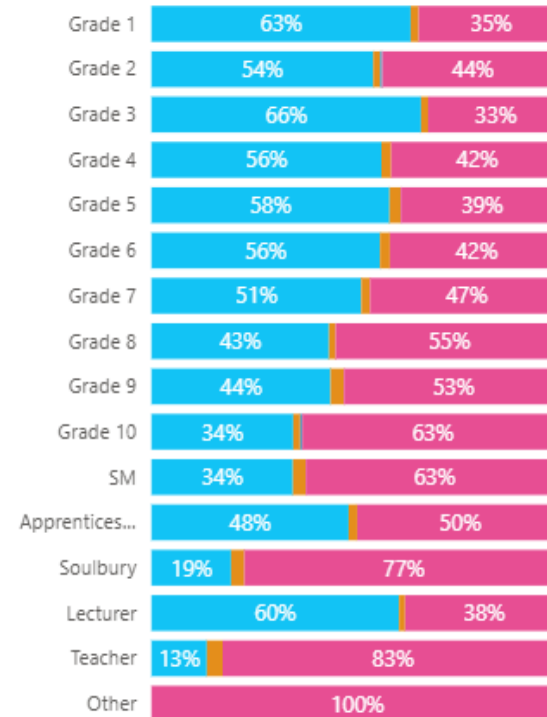
Complete Applications

Minority Ethnic Prefer Not to S... Unknown White



Applications to Interview

Minority Ethnic Prefer Not to ... Unknown White



Hired Applications

Minority Ethnic Prefer Not to S... Unknown White

